

SUBMITTAL DATA

SAP24HP230V1AH / SAP24HP230V1AO
24000 BTU/H Wall Mounted Heat Pump System

Job Name

Location

Date

Purchaser

Engineer

Submitted to

For

Unit Designation


Schedule No.



YAG1FB2F



SAP24HP230V1AH



SAP24HP230V1AO



XE71 (Optional)

GENERAL FEATURES

- AHRI Certificate: [10157571](#)
- High Efficiency DC Inverter Technology
- Elegant and Quiet Design
- Auto-Clean Function on Indoor Unit
- Wireless Remote with LCD Display
- Wired Controller Options
- Wi-Fi Included (Factory Installed)
- Low Ambient Cooling down to 0°F (Range 0°F to 129°F)
- Low Ambient Heating down to -22°F (Range -22°F to 75°F)
- Coil (Outdoor) Copper Tube/Aluminum Fin with Anti-Corrosion Coil Coating (Gold Colored Fin - 1500Hr Salt Spray Rating)
- Coil (Indoor) Copper Tube/Aluminum Fin with Anti-Corrosion Coil Coating (Blue Colored Fin - 500Hr Salt Spray Rating)

SPECIFICATIONS, FEATURES & FUNCTION SUMMARY

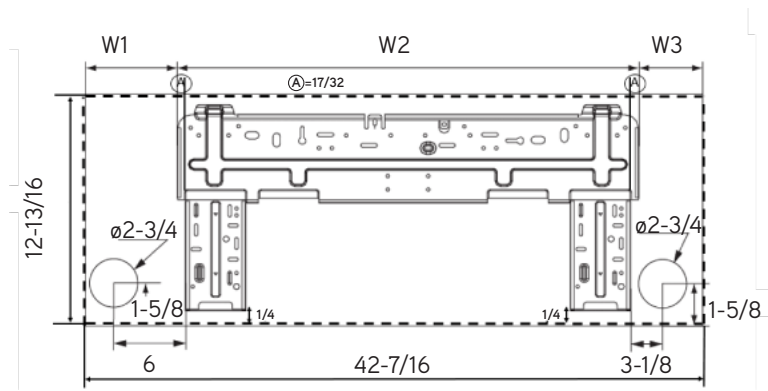
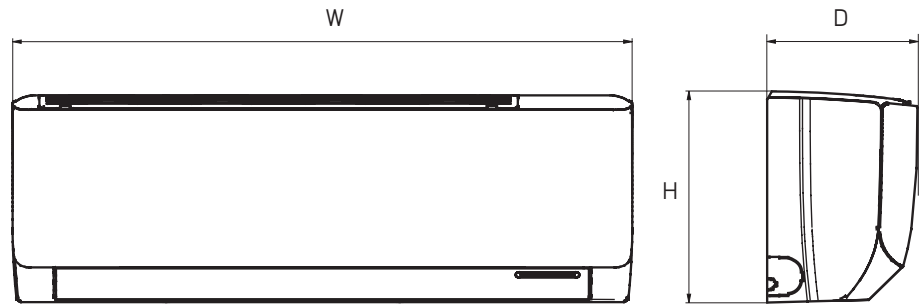
SPECIFICATIONS		SAP24HP230V1AH / SAP24HP230V1AO		FEATURES & FUNCTIONS SUMMARY		SAP24HP230V1AH / SAP24HP230V1AO	
System Type		HEAT PUMP					
SYSTEM PERFORMANCE				SYSTEM FEATURES			
Cooling	Min - Max	Btu/h	6800 - 30700	Inverter Type	G10		
	Capacity @95°F	Btu/h	22000	Ultra Low Frequency Torque Control	Yes		
Heating	Min - Max	Btu/h	6800 - 32000	Power Factor Correction	Yes		
	Capacity @5°F	Btu/h		Compressor Type	High Efficiency Two Stage Rotary		
	Capacity @17°F	Btu/h	15500	Refrigerant Type	R410A		
	Capacity @47°F	Btu/h	24000	Basepan With Electric Heater	Yes		
SEER2			21.5	Compressor With Electric Heater	Yes		
EER2			13.0	Indoor & Outdoor Fin Coating	Acrylic Resin/Anti-Corrosion		
HSPF2			9.5	Intelligent Defrosting	Yes		
COP @5°F				Intelligent Preheating	Yes		
COP @47°F			3.5	Low Voltage Startup	Yes		
Cooling Temperature Range	°F	0 - 129		Memory/Power Failure Recovery	Yes		
Heating Temperature Range	°F	-22 - 75		Self Diagnosis	Yes		
Refrigerant Type			R410A	Wired Controller Interface	No		
INDOOR UNIT		SAP24HP230V1AH		WiFi Included	Yes		
Air flow (Min-Max)	CFM	383 - 824		Indoor Fan Type	Crossflow		
Sound Pressure Level (Min - Max)	dB(A)	34 - 54		Multi Fan Speeds	7 Speeds		
Dehumidification	pt/hr	4.23		Indoor Unit Display	Yes		
External Dimensions (WxHxD)	in	44-3/16 x 13 x 9-13/16		Auxiliary Electrical Heater	No		
Package Dimension (W x H x D)	in	46-7/8 x 16 x 13-3/16		Ventilation (Outdoor Air)	No		
Net Weight	lbs	35.3		REMOTE CONTROLLER FUNCTIONS			
Gross Weight	lbs	41.9		Auto Mode	Yes		
OUTDOOR UNIT		SAP24HP230V1AO		Auto Fan	Yes		
Compressor Type	GREE G-10 / 2 - STAGE INVERTER			Auto Swing (Horizontal Auto Swing)	Yes		
Sound Pressure Level	dB(A)	59		Auto Swing (Vertical Auto Swing)	Yes		
External Dimensions (WxHxD)	in	38-5/8 x 31-1/8 x 16-13/16		Clock on Remote Controller	Yes		
Package Dimension (W x H x D)	in	42-1/2 x 33-1/8 x 19-1/8		Dry Mode	Yes		
Net Weight	lbs	147.7		Dry Anti-Mildew (X-Fan) Mode	Yes		
Gross Weight	lbs	158.8		Energy Saving Mode	No		
REFRIGERANT PIPING				Dirty Filter Alert	No		
Refrigerant Charge - R410A	oz	81.1		I Feel Function	Yes		
Additional Charge	oz/ft	0.5		Lock on Remote Controller	Yes		
Line Set Size (Liquid - Gas) - Flared Connections	in	1/4 - 5/8		Quiet Mode	Yes		
Pre-Charge Length	ft	25		Room Temperature Display	No		
Pipe Length (Min - Max)	ft	10 - 164		Sleep Mode	Yes		
Max. Pipe Elevation	ft	98		4 Sleep Mode Options	Yes		
ELECTRICAL				Timer Mode	Yes		
Power Supply	208-230V / 1Ph / 60Hz			Turbo Mode	Yes		
Voltage Range (Min - Max)	VAC	187 - 253		Display On/Off Control	Yes		
Rated Current - Cooling	A	16.4		Freeze Guard Mode	No		
Rated Current - Heating	A	16.4					
MCA	A	22					
MOCP	A	35					
Suggested Breaker Size	A	25					
Main Power Wire Size	AWG	Per Local Code					
Interconnecting Wire Size	AWG	14 / 4					

DIMENSIONS

INDOOR UNIT

Unit: inch

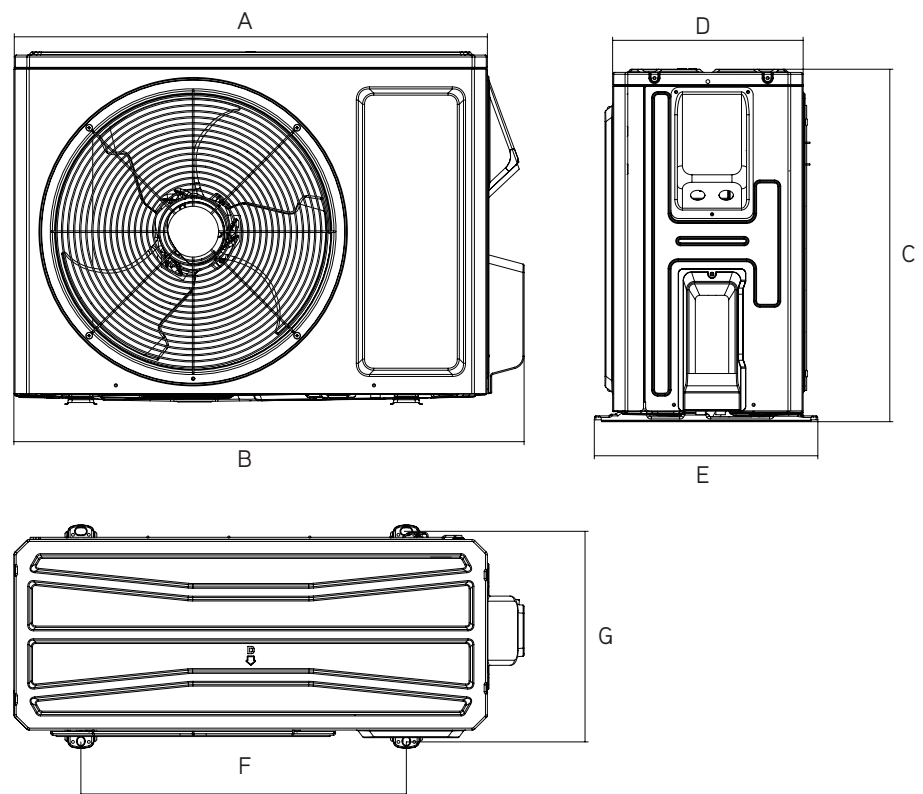
SAP24HP230V1AH	
DIMENSIONS	
W	44-3/16
H	13
D	9-13/16
W1	8-1/8
W2	27
W3	7-5/16



OUTDOOR UNIT

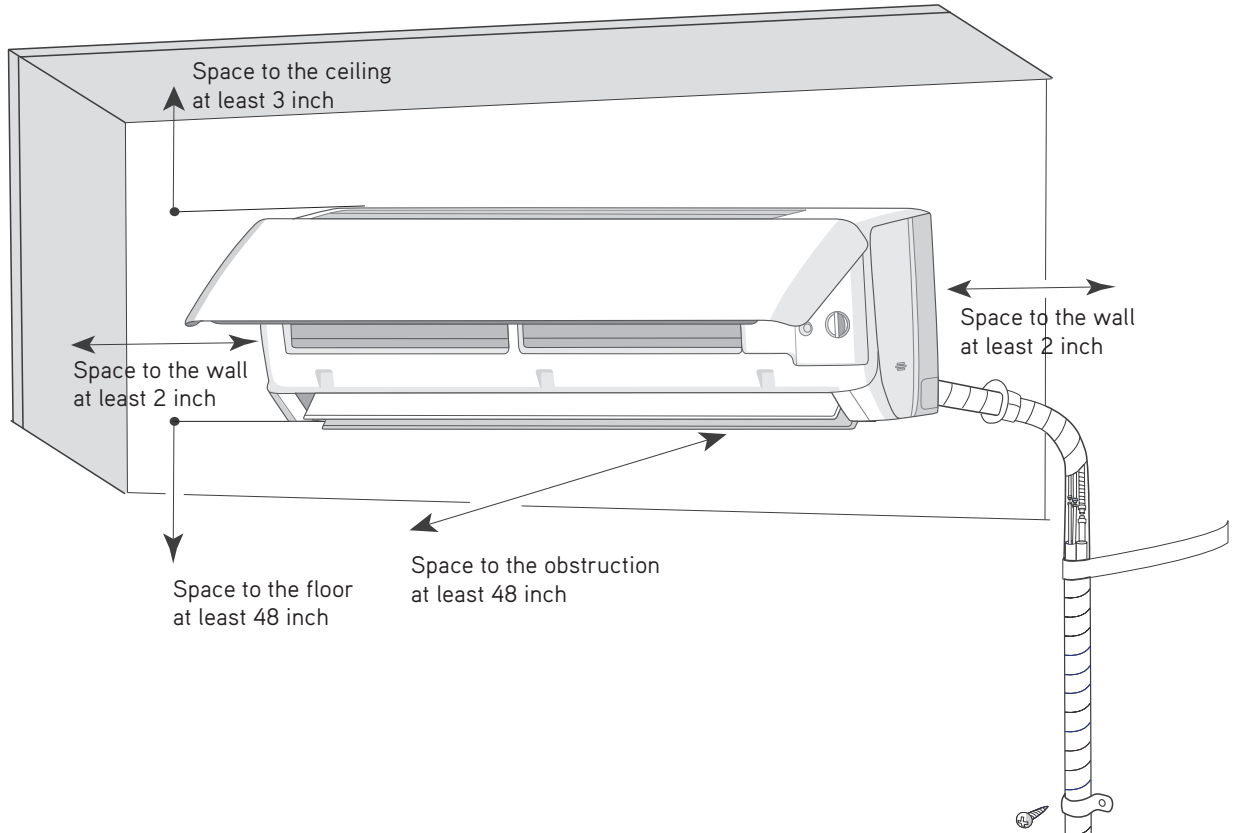
Unit: inch

SAP24HP230V1AO	
DIMENSIONS	
A	36-1/4
B	38-5/8
C	31-1/8
D	14-5/8
E	17
F	24
G	15-3/8

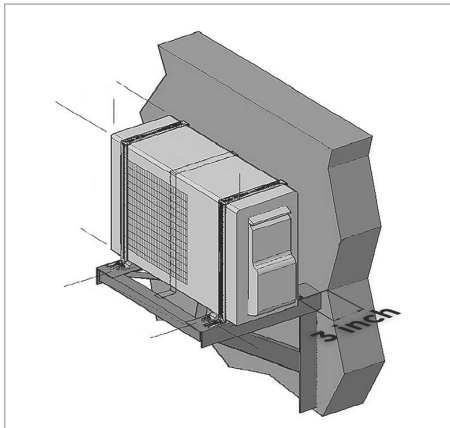


CLEARANCES

INDOOR UNIT Minimum clearance

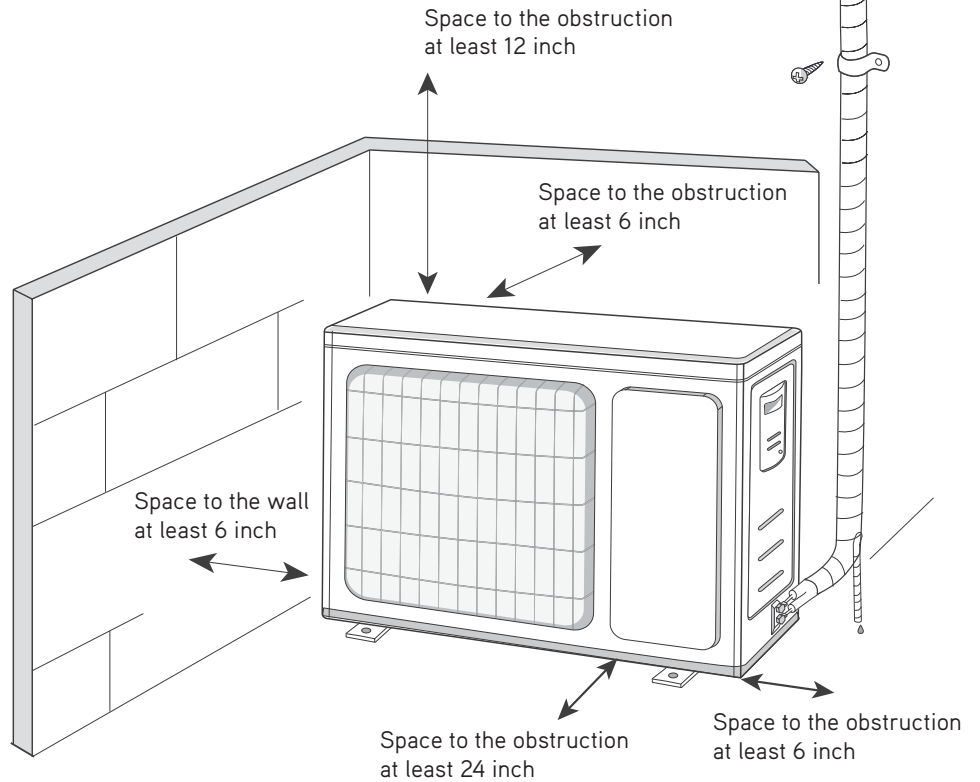


OUTDOOR UNIT Minimum clearance



NOTE:

If bottom of the unit is free of airflow obstructions similar to the mounting bracket figure, the clearance to the wall on the back can be reduced to 3 inches.



Specifications are subject to change without notice. Manufacturer reserves the right to discontinue or modify specifications or designs without notice or without incurring obligations. All Rights reserved.